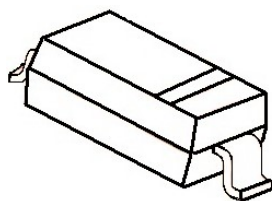


SOD-323

**SOD-323 贴片塑封二极管**  
**200mW SOD-323 Fast Switching Diode**



MARKING: T4

**特征 Features**

- 开关速度小于 4.0nS; Fast Switching Device (TRR <4.0 nS)
- 最大功率耗散 200mW; Power Dissipation of 200mW
- 高稳定性和可靠性。High Stability and High Reliability
- 反向漏电流小。Low reverse leakage

**机械数据 Mechanical Data**

- 封装: SOD-323 封装 SOD-323 Small Outline Plastic Package
- 极性: 色环端为负极 Polarity: Color band denotes cathode end
- 安装位置: 任意 Mounting Position: Any

极限值和温度特性(TA = 25℃ 除非另有规定)

**Maximum Ratings & Thermal Characteristics** (Ratings at 25℃ ambient temperature unless otherwise specified.)

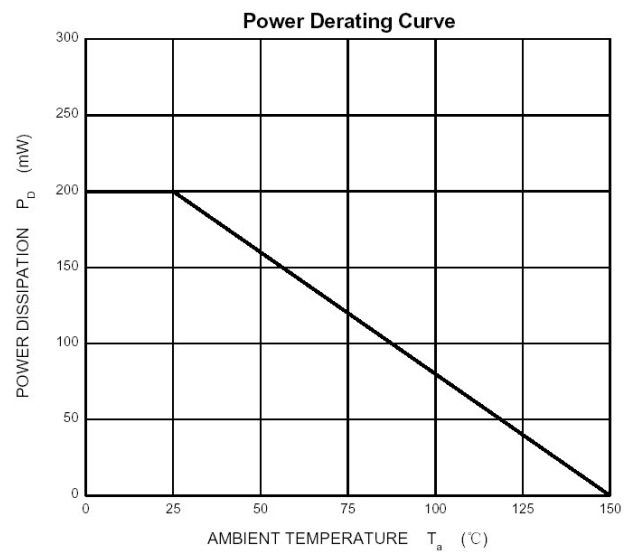
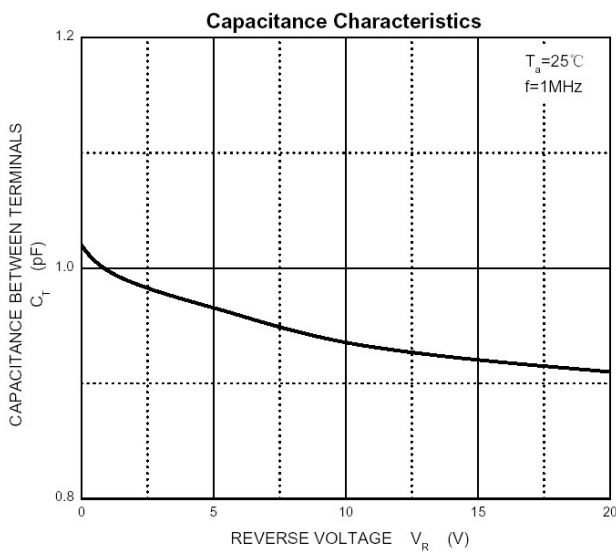
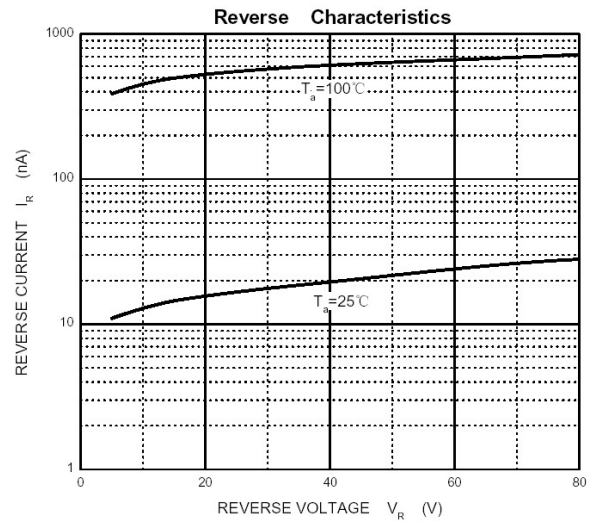
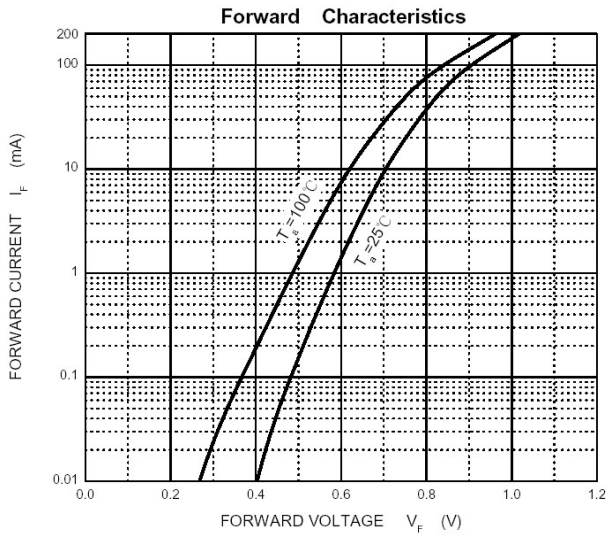
参数 Parameters	符号 Symbol	数值 Value	单位 Unit
反向电压 Reverse Voltage	V <sub>R</sub>	75	V
反向峰值电压 Peak Reverse Voltage	V <sub>RM</sub>	100	V
功率消耗 Power Dissipation	P <sub>d</sub>	200	mW
工作结温 Operating junction temperature	T <sub>j</sub>	125	℃
存储温度 Storage temperature range	T <sub>s</sub>	-55-+150	℃
热阻 Thermal Resistance from Junction to Ambient	R <sub>θJA</sub>	625	℃/W
反向工作电压 Working Inverse Voltage	W <sub>IV</sub>	75	V
平均整流电流 Average Rectified Current	I <sub>O</sub>	150	mA
正向(不重复)电流 Non-repetitive Peak Forward Current	I <sub>FM</sub>	300	mA
正向(不重复)浪涌电流 Peak Forward Surge Current	I <sub>FSM</sub>	2.0	A

@tp=1us; TA=25℃

Valid provided that electrodes are kept at ambient temperature.

电特性 **Electrical Characteristics** (Ratings at 25℃ ambient temperature unless otherwise specified).

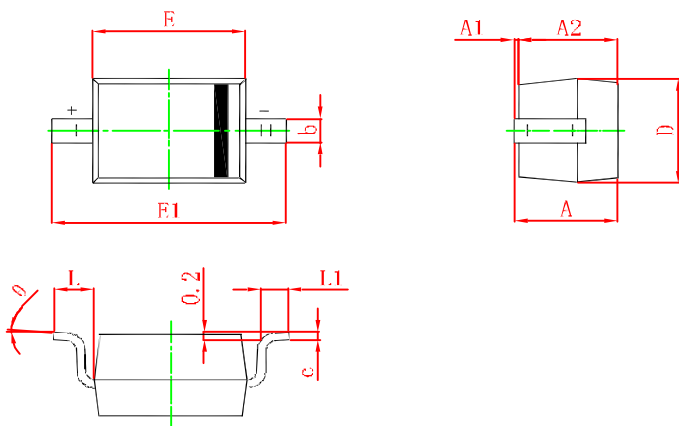
符号 Symbols	参数 Parameter	测试条件 Test Condition	界限 Limits		单位 Unit
			Min	Max	
BV	反向击穿电压	IR=100uA	100		V
	Breakdown Voltage	IR=5uA	75		
IR	反向漏电流	VR=20V	---	25	nA
	Reverse Leakage Current	VR=75	---	1	uA
VF	正向电压	IF=1.0mA	---	0.715	V
	Forward Voltage	IF=10mA	---	0.855	
		IF=50mA	---	1.00	
		IF=150mA	---	1.25	
TRR	反向恢复时间	IF= IR=10mA	---	4	nS
	Reverse Recovery Time	RL=100Ω			
		IRR=0.1 X IR			
CT	结电容	VR=0V, f=1MHZ	---	2	pF
	Capacitance				



**SOD-323 PACKAGE OUTLINE**

Plastic surface mounted package

**SOD-323**



Symbol	Min.(mm)	Max.(mm)
<b>A</b>		1.000
<b>A1</b>	0.000	0.100
<b>A2</b>	0.800	0.900
<b>b</b>	0.250	0.350
<b>c</b>	0.080	0.150
<b>D</b>	1.200	1.400
<b>E</b>	1.600	1.800
<b>E1</b>	2.500	2.700
<b>L</b>	0.475REF	
<b>L1</b>	0.250	0.400
<b><math>\theta</math></b>	<b>0°</b>	<b>8°</b>