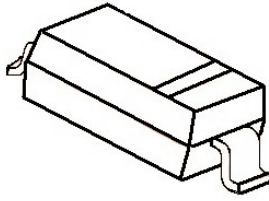


SOD-323

**SOD-323 贴片塑封二极管
200mW SOD-323 Fast Switching Diode**



MARKING: JR

特征 Features

- 开关速度小于 50nS; Fast Switching Device (TRR <50 nS)
- 最大功率耗散 200mW; Power Dissipation of 250mW
- 高稳定性和可靠性。High Stability and High Reliability
- 反向漏电流小。Low reverse leakage

机械数据 Mechanical Data

- 封装: SOD-323 封装 SOD-323 Small Outline Plastic Package
- 极性: 色环端为负极 Polarity: Color band denotes cathode end
- 安装位置: 任意 Mounting Position: Any

极限值和温度特性(TA = 25°C 除非另有规定)

Maximum Ratings & Thermal Characteristics (Ratings at 25°C ambient temperature unless otherwise specified.)

参数 Parameters	符号 Symbol	数值 Value	单位 Unit
反向电压 Reverse Voltage	V _R	200	V
反向峰值电压 Peak Repetitive Reverse Voltage	V _{RRM}	200	V
功率消耗 Power Dissipation	P _d	200	mW
工作结温 Operating junction temperature	T _j	150	°C
存储温度 Storage temperature range	T _s	-55-+150	°C
热阻抗 Thermal Resistance from Junction to Ambient	R _{θJA}	635	°C/W
平均整流电流 Average Rectified Current	I _o	200	mA
正向(不重复)浪涌电流 Peak Forward Surge Current @tp=1us; TA=25°C	I _{FSM}	625	mA

Valid provided that electrodes are kept at ambient temperature.

电特性 Electrical Characteristics (Ratings at 25°C ambient temperature unless otherwise specified).

符号 Symbols	参数 Parameter	测试条件 Test Condition	界限 Limits		单位 Unit
			Min	Max	
V(BR)	反向电压 Reverse Voltage	IR=100uA	250		V
IR	反向漏电流 Reverse Leakage Current	VR=200V	---	1.0	uA
VF	正向电压 Forward Voltage	IF=100mA	---	1.00	V
		IF=200mA	---	1.25	
TRR	反向恢复时间 Reverse Recovery Time	IF= IR=30mA	---	50	nS
		RL=100Ω			
CD	结电容 Capacitance	VR=0V, f=1MHZ	---	5.0	pF

Typical Characteristics

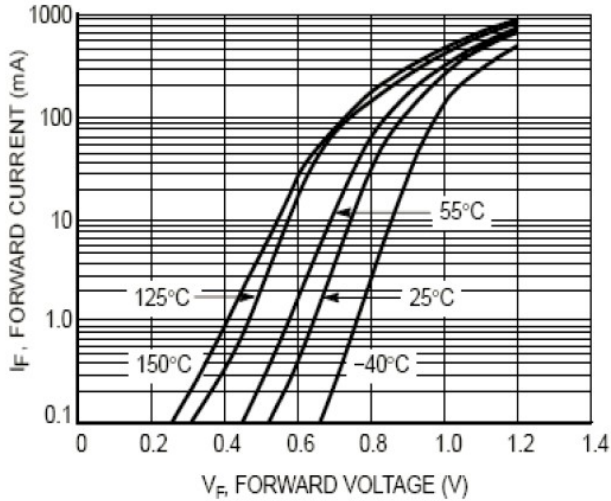


Figure 2. Forward Current

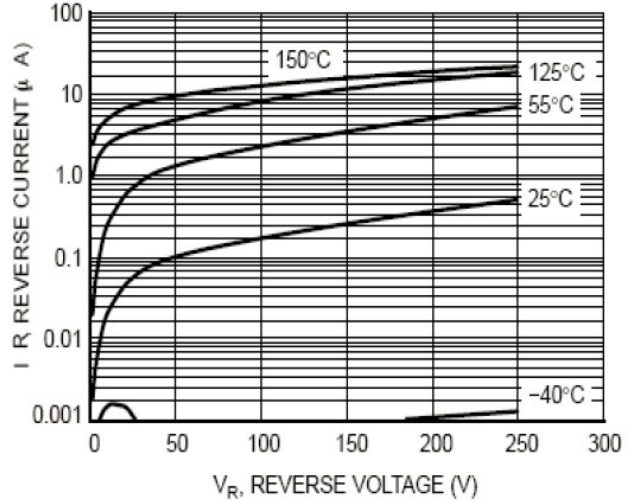


Figure 3. Leakage Current

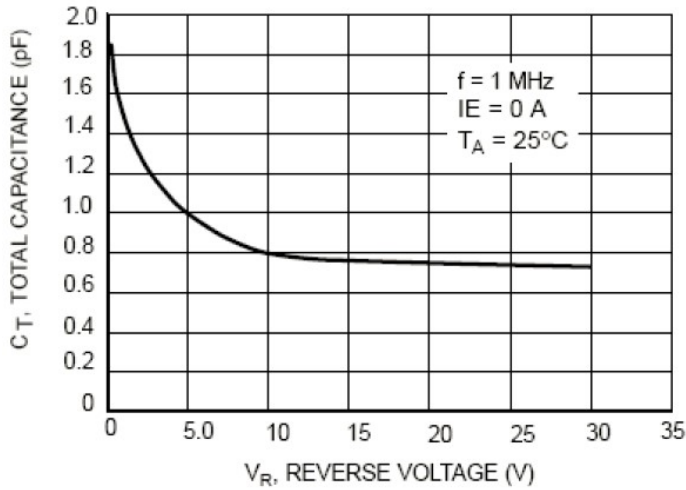
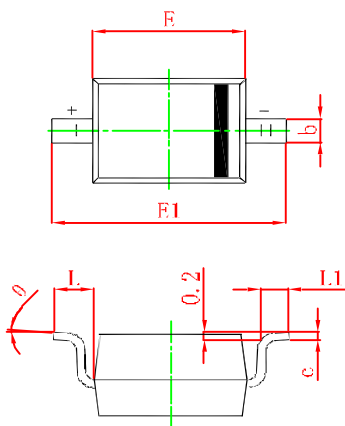


Figure 4. Total Capacitance

SOD-323 PACKAGE OUTLINE

Plastic surface mounted package

SOD-323



Symbol	Min.(mm)	Max.(mm)
A		1.000
A1	0.000	0.100
A2	0.800	0.900
b	0.250	0.350
c	0.080	0.150
D	1.200	1.400
E	1.600	1.800
E1	2.500	2.700
L	0.475REF	
L1	0.250	0.400
θ	0°	8°